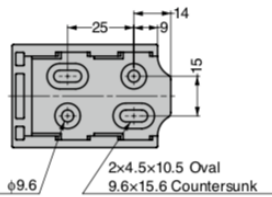
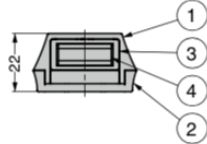
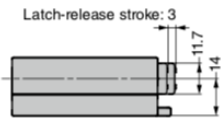
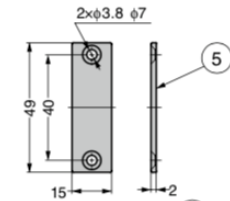
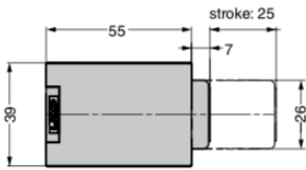


METAL MAGNETIC TOUCH LATCH ML-ZN80



No.	Part Name	Material	Finish/Colour
①	Body	Zinc Alloy (ZDC)	Enamel Finish
②	Mounting Plate	Zinc Alloy (ZDC)	Enamel Finish
③	Latch	Polyamide (PA)	-
④	Magnet	Ferrite	-
⑤	Strike Plate	Stainless Steel	Barrel Polished

- The body is made of metal for high durability.
- Designed for use on large doors due to its strong push force.
- The plastic part is flame resistant and compliant with the UL94V-0 standard.
- The magnet part has an allowance of 1.5" on each side to catch the strike plate correctly.
This helps the magnet to adjust even if there is a slight misalignment.
- The screws for the mounting plate are designed to be hidden from view.
- For overlay doors, please make sure there is correct clearance between the door and side board as shown in the drawings below.

[Application]

- Walk-in closets, concealed doors.

[Remarks]

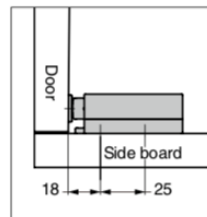
- The magnetic force may vary. Please confirm with actual products before use.
- Please install the body at the height where people are supposed to push.
- Please use hinges which do not have catch functions.

[Parts Included]

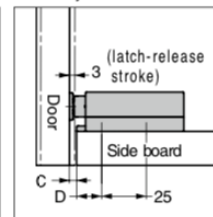
- Cross-recessed tapping screw M4 × 16
- Cross-recessed tapping screw M3 × 16

[Installation]

- Inset Doors





- Overlay Doors



[Dimension]

	C (mm)	D (mm)
Inset Doors	3	15
Overlay Doors	4	14

Please make sure there is the "C clearance" on the side board. It makes the installation easier to align the edge of the body to the edge of the side board.

Rev	CAD	Item Code	Item Name	Colour	Magnetic Force N	Magnetic Force kgf	Push Force N	Push Force kgf	Weight (g)	Box (pcs)	Carton (pcs)
-		140-043-880	ML-ZN80BL	Black	29.4	3	49	5	160	10	40
-		140-043-881	ML-ZN80WT	White						10	40



1 / 16 Arrenway Drive, Albany, Auckland. Ph 09 476 4008

www.uniquehardware.co.nz

sales@uniquehardware.co.nz